



LED Indicators

# Pilot Lights with integrated LED

Series CX and DX

# Series CX and DX

# Technical features

Body material: **Polycarbonate (PC) V0/UL 94**  
 Body colour: **Black**  
 Protection degree: **IP54**  
 Working temperature: **-20°C +60°C**  
 Operating life at AT 25°C: **> 100.000 h**  
**Not replaceable LEDs**



## Supply voltage +/- 10%

Power	Consumption	Current
12 Vac/dc	15-20mA	AC/DC
24 Vac/dc	15-20mA	AC/DC
48 Vac/dc	15-20mA	AC/DC
130 = 110-130 Vac/dc	15-20mA	AC/DC
240 Vac	15mA	Alternating Current
220 Vdc	9mA	Direct Current

Other power supplies on request



Available with integrated Lamp Test circuit (LT), to test all signals at once.



Integrated link for an easy wiring solution with 2.5mmq wires.



Tropicalization treatment available on request.



Easy to connect thanks to the Screw terminals or Flying Leads.



Optional Blinking Light (Max 130V).  
 High brightness thanks to the special Fresnel lens.



Screw head interchangeable with different colors.

Customs tariff: **85389091**

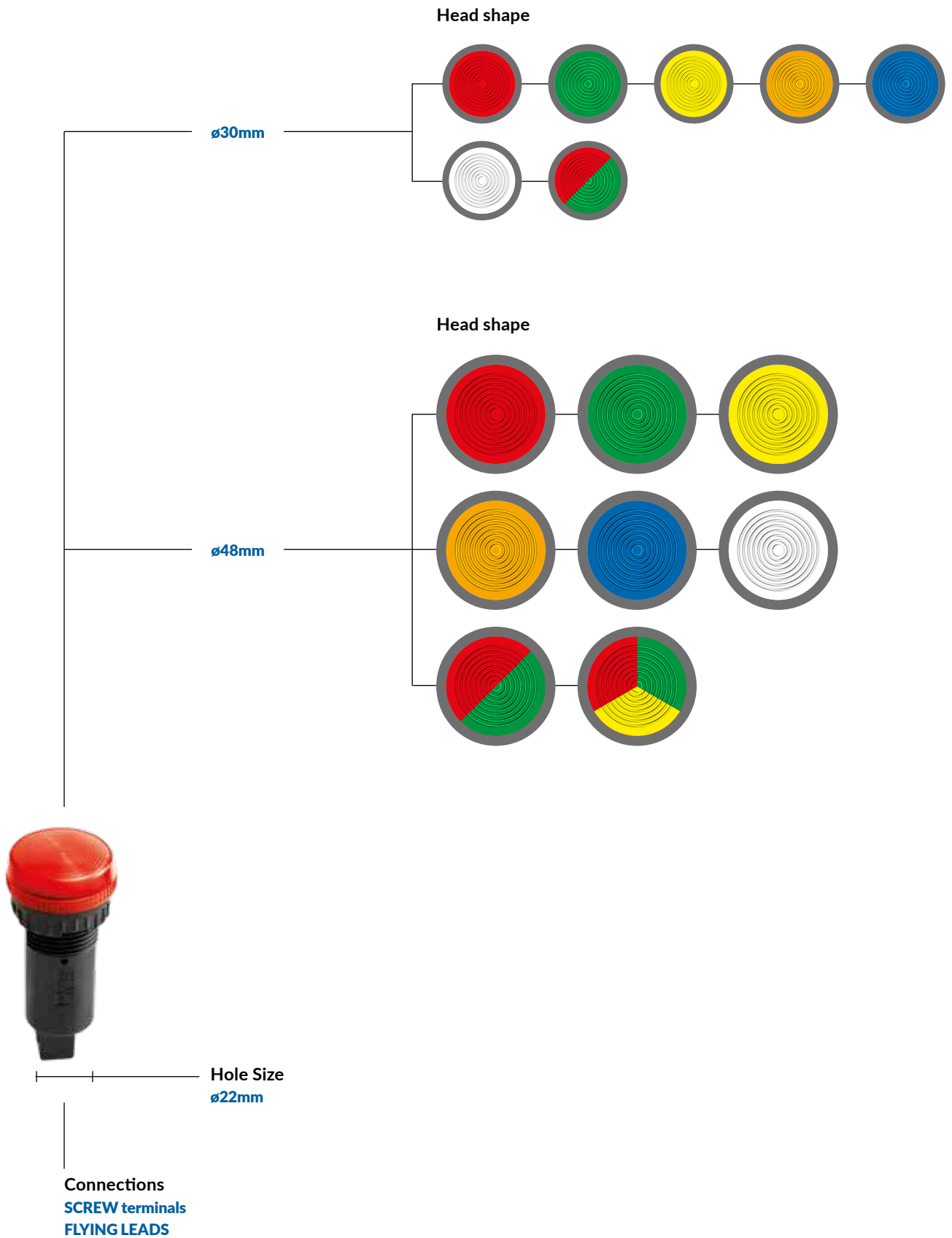
**DOMO reserves the right to change, amend, modify, suspend, continue or terminate all or any part of the Product range either in an individual case or in general, at any time without notice.**

Compliance:

- Directive 2006/95/EC Low Voltage**
- Directive 2004/108/EC Electromagnetic Compatibility**
- Directive 2011/65/EC RhOS**
- Directive 2006/42/EC Machinery**

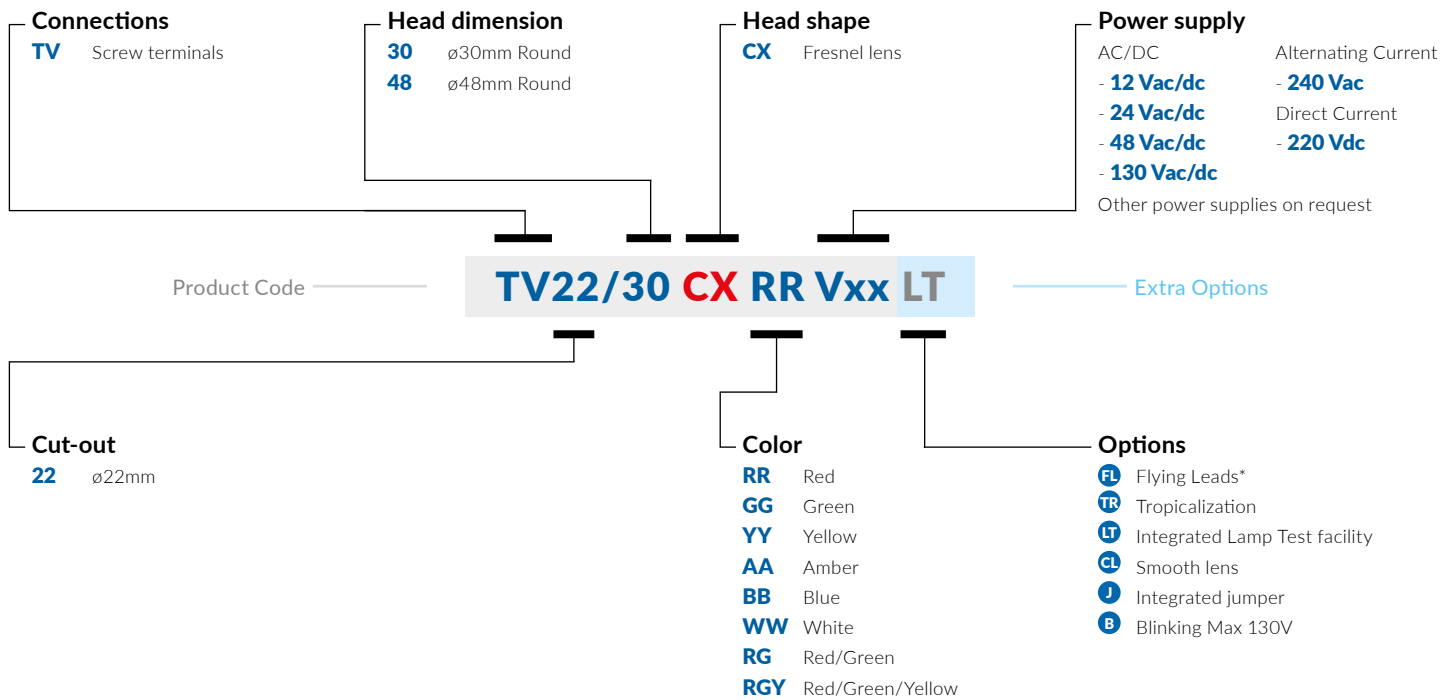
Conformity to standards:

- EN 60947.5.1 / EN 60073 / EN 60529 / EN 60068-2-6 / EN 60204.1 / EN ISO 7731 / EN 981 / IEC 536**



## Series CX - ø22mm

## Coding





# Series CX - ø22mm

# Product range

**ø30**  
Head ø30mm  
Cut-out ø22  
Weight 16g



**ø48**  
Head ø48mm  
Cut-out ø22  
Weight 25g



Colors

LED diffuser	LED
--------------	-----

## Standard type

● Red	● Red	TV22/30 CX RR Vxx	TV22/48 CX RR Vxx
● Green	● Green	TV22/30 CX GG Vxx	TV22/48 CX GG Vxx
● Yellow	● Yellow	TV22/30 CX YY Vxx	TV22/48 CX YY Vxx
● Amber	● Amber	TV22/30 CX AA Vxx	TV22/48 CX AA Vxx
● Blue	● Blue	TV22/30 CX BB Vxx	TV22/48 CX BB Vxx
○ White	○ White	TV22/30 CX WW Vxx	TV22/48 CX WW Vxx
		<b>FL TR LT CL J B</b> Max 130V	<b>FL TR LT CL J B</b> Max 130V No 12V

## Bicolor and Tricolor

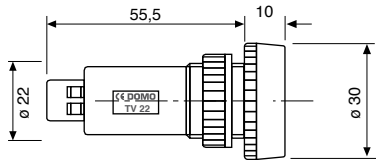
○ White	● Red/Green	TV22/30 CX RG Vxx	TV22/48 CX RG Vxx
○ White	● Red/Green/Yellow	-	TV22/48 CX RGY Vxx
		<b>FL TR CL</b>	<b>FL TR</b> No 12V

# Series CX - ø22mm

# Dimensions and wiring

## TV22/30 CX

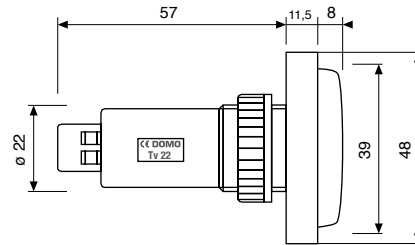
Dimensions mm 1:2



board thickness 10 mm  
clamping: threaded nut

## TV22/48 CX

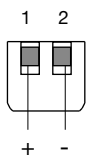
Dimensions mm 1:2



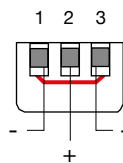
board thickness 10 mm  
clamping: threaded nut

### Screw terminal 14 AWG - 2,5mmq

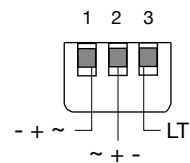
#### Monocolor



#### Monocolor + Jumper

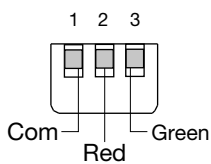


#### Monocolor + Lamp Test (LT)



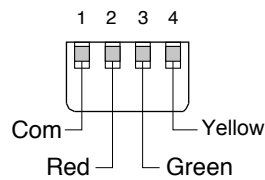
### Screw terminal 14 AWG - 2,5mmq

#### Bicolor




### Screw terminal 16 AWG - 0,75 ÷ 1,0mmq

#### Tricolor

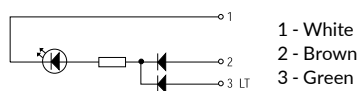


### Flying Leads

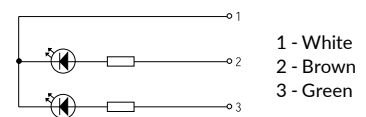
#### Monocolor



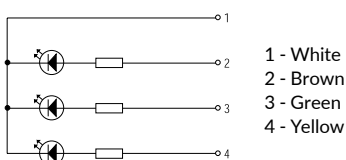
#### Monocolor + Lamp Test (LT)



#### Bicolor

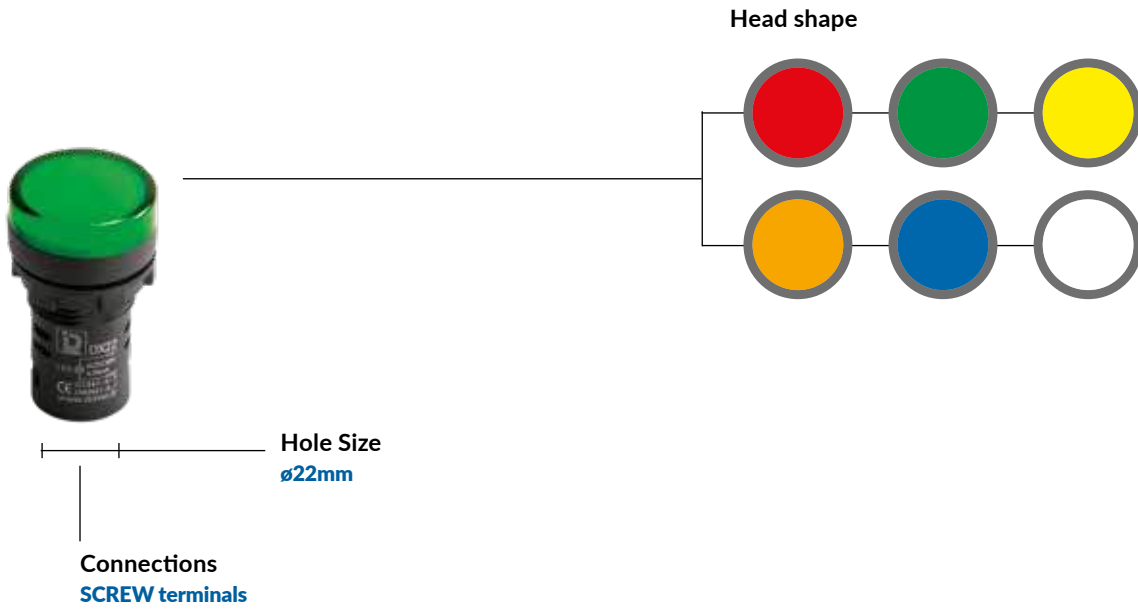


#### Tricolor

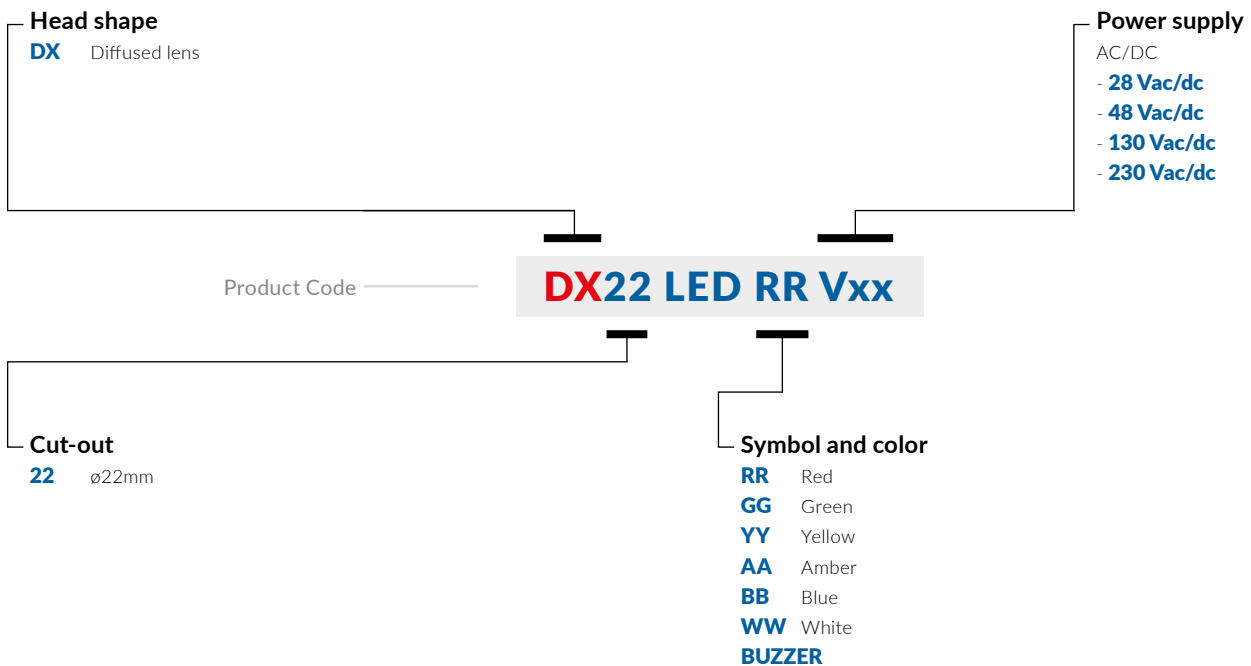




# Series DX - ø22mm



# Series DX - ø22mm



Series DX -  $\varnothing 22\text{mm}$ 

## Product range

**Ø30**  
Head Ø30mm  
Cut-out Ø22  
Weight 20g



Colors

LED diffuser	LED
--------------	-----

## Standard type

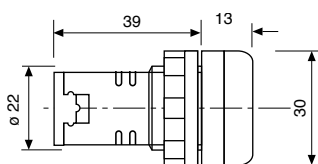
● Red	● Red	DX22 LED RR Vxx
● Green	● Green	DX22 LED GG Vxx
● Yellow	● Yellow	DX22 LED YY Vxx
● Amber	● Amber	DX22 LED AA Vxx
● Blue	● Blue	DX22 LED BB Vxx
○ White	○ White	DX22 LED WW Vxx

Series DX -  $\varnothing 22\text{mm}$ 

## Dimensions and wiring

## DX

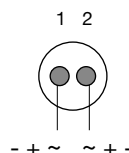
Dimensions mm 1:2



board thickness 10 mm  
clamping: threaded nut

Screw terminal 14 AWG - 2,5mmq

Monocolor or Buzzer





## Comparative table

Pushbutton	
Pushbutton	
Pushbutton	
Pushbutton	
Double pushbutton	
Illuminated pushbutton	
Emergency mushroom	
Keylock switch	
selector switch	
Emergency for safety	
<b>Design</b>	
Protruding	•
Flushmounting	•
Round	
Square	
Rectangular	
<b>Front protection (internal test)</b>	
IP40	•
IP54	
IP65	
IP67	
<b>Contact rating</b>	
10A	
5A	
<b>Mounting Cut-out</b>	
Ø48	
Ø50	
Ø55	
Ø60	
Ø65	
Ø70	
Ø75	
Ø80	
Ø85	
Ø90	
Ø95	
Ø100	
Ø105	
Ø110	
Ø115	
Ø120	
Ø125	
Ø130	
Ø135	
Ø140	
Ø145	
Ø150	
Ø155	
Ø160	
Ø165	
Ø170	
Ø175	
Ø180	
Ø185	
Ø190	
Ø195	
Ø200	
Ø205	
Ø210	
Ø215	
Ø220	
Ø225	
Ø230	
Ø235	
Ø240	
Ø245	
Ø250	
Ø255	
Ø260	
Ø265	
Ø270	
Ø275	
Ø280	
Ø285	
Ø290	
Ø295	
Ø300	
Ø305	
Ø310	
Ø315	
Ø320	
Ø325	
Ø330	
Ø335	
Ø340	
Ø345	
Ø350	
Ø355	
Ø360	
Ø365	
Ø370	
Ø375	
Ø380	
Ø385	
Ø390	
Ø395	
Ø400	
Ø405	
Ø410	
Ø415	
Ø420	
Ø425	
Ø430	
Ø435	
Ø440	
Ø445	
Ø450	
Ø455	
Ø460	
Ø465	
Ø470	
Ø475	
Ø480	
Ø485	
Ø490	
Ø495	
Ø500	
Ø505	
Ø510	
Ø515	
Ø520	
Ø525	
Ø530	
Ø535	
Ø540	
Ø545	
Ø550	
Ø555	
Ø560	
Ø565	
Ø570	
Ø575	
Ø580	
Ø585	
Ø590	
Ø595	
Ø600	
Ø605	
Ø610	
Ø615	
Ø620	
Ø625	
Ø630	
Ø635	
Ø640	
Ø645	
Ø650	
Ø655	
Ø660	
Ø665	
Ø670	
Ø675	
Ø680	
Ø685	
Ø690	
Ø695	
Ø700	
Ø705	
Ø710	
Ø715	
Ø720	
Ø725	
Ø730	
Ø735	
Ø740	
Ø745	
Ø750	
Ø755	
Ø760	
Ø765	
Ø770	
Ø775	
Ø780	
Ø785	
Ø790	
Ø795	
Ø800	
Ø805	
Ø810	
Ø815	
Ø820	
Ø825	
Ø830	
Ø835	
Ø840	
Ø845	
Ø850	
Ø855	
Ø860	
Ø865	
Ø870	
Ø875	
Ø880	
Ø885	
Ø890	
Ø895	
Ø900	
Ø905	
Ø910	
Ø915	
Ø920	
Ø925	
Ø930	
Ø935	
Ø940	
Ø945	
Ø950	
Ø955	
Ø960	
Ø965	
Ø970	
Ø975	
Ø980	
Ø985	
Ø990	
Ø995	
Ø1000	



# Comparative table



Series	SFT	SLT	CR	PI	ML	VEB	PHR	
	Spherical	Spherical	Semaphore	Position	Multiled	Extrabright	Beacon	
Page	pagina 12	pagina 12	pagina 26	pagina 26	pagina 50	pagina 64	pagina 74	
<b>Function</b>								
Indicator	•	•	•	•	•	•	•	
Buzzer								
Pushbutton								
Double pushbutton								
Illuminated pushbutton								
Emergency mushroom								
Keylock switch								
Selector switch								
Emergency for safety								
<b>Design</b>								
Protruding	•	•	•	•	•	•	•	
Flushmounting			•	•				
Round	•	•	•	•	•	•	•	
Square			•	•	•			
Rectangular								
<b>Front protection (internal test)</b>								
IP40					•			
IP54	•	•	•	•	•		•	
IP65					•	•		
IP67								
<b>Contact rating</b>								
10A								
5A								
<b>Mounting Cut-out</b>								
Ø8								
Ø12								
Ø16	•		•	•		•	•	
Ø22	•	•	•	•	•	•	•	
<b>Terminal</b>								
Faston 2,8x0,8	•	•	•	•	•	•	•	
Faston 2,8x0,5								
Screw	•	•	•	•	•	•	•	
Push-in (future)	F	F	F	F	F	F	F	
BA9s, Ba7s, E10, MG, BA15d, BA15s, E14								
<b>Marking</b>								
Paint, Engraving, Film insert				•	•			
<b>Option</b>								
Lamp Test (LT)	•	•	•	•	•			
Inbuilt Diode to avoid reverse feeding (PD)	•	•	•	•	•			
Blinking (B)	•	•					•	
Tropicalization (TR)	•	•	•	•	•	•	•	
Double input + double lamp test (2C+2LT)			•					
Low voltage glow protection (LVGP)	F	F	F	F	F	F	F	
RGB color		•						
Compatible for DOMO Mosaic Mimic								
Protruding	•	•	•	•	•	•	•	
Flushmounting			•	•	•			

F = Future



	TWR	CX	P	HL	VL	H8-H12	CD16	DX22	CTR	LD	Ai1
	Tower	Pilot	Flat	Ampiled	Small	Small	Pushbutton	Pushbutton	Annunciator	Lamp	Safety
	pagina 86	pagina 96	pagina 104	pagina 126	pagina 134	pagina 134	pagina 142	pagina 170	pagina 196	pagina 206	pagina 214
	•	•	•	•	•	•		•	•	•	•
							•	•	•		•
							•	•	•		
							•	•	•		
							•	•	•		
							•	•	•		
							•	•	•		•
	•	•	•	•	•	•	•	•			
			•	•			•		•		
	•	•	•	•	•	•	•	•			•
			•	•					•		
		•	•	•	•	•		•		•	•
	•							•			
							•		•		
					•	•					
			•	•			•				
	•	•	•	•				•			
	•	•	•	•	•	•	•	•	•		•
	F	F	F	F			F	F	F		
										•	
			•	•			•	•	•		
		•	•	•			•	•	•		
	•	•	•	•			•	•	•	•	•
	•	•	•	•	•	•	•	•	•		
	F	F	F	F	•	•	•		•	•	
		•	•								
	•	•	•	•	•	•	•	•	•		
			•	•			•		•		

For additional specifications, see DOMO product catalogue. Pictures not to scale. DOMO reserves the right to change specifications without further notice.

## Accessories and spare parts Ø16mm

**Round label holder**  
Weight 1g



SIM16/24 PTR

**Square label holder**  
Weight 1g



SIM16/24 PTS

**Fastener for type B elements**  
Weight 2g



ASB18  
ASB24

**Reducer ring from ø22mm to ø16mm**  
Weight 2g



ARF 22/16

**Labels**  
Weight 4g



SIM16/24 TOW

**Protective slides**  
Weight 4g



SIM16/24 VPK

**Tightening wrench**  
Weight 9g



ACK 22/16

**Contact ring filler for Pushbutton  
Switches' central contact**  
Weight 1g



CD16 A3 EC

# Accessories and spare parts Ø22mm

**Round label holder**  
Weight 2g



SIM22/30 PTR

**Square label holder**  
Weight 2g



SIM22/30 PTS

**Fastener for type B elements**  
Weight 3g



ASB 30

**Reducer ring from ø30mm to ø22mm**  
Weight 2g



ARF 30/22

**Labels**  
Weight 4g



SIM22/30 TOW

**Protective slides**  
Weight 4g



SIM22/30 VPK

**Tightening wrench**  
Weight 9g



ACK 22/16

**Lamp extractor**  
Weight 2g

Compatible with:  
BA9s, BA7s, T5.5, T5.5k, MG



AEL BA9s/T5,5

**DOMO S.r.l.**

Via Leone Tolstoj, 34  
20098 San Giuliano Milanese (MI)  
ITALY

 +39 02 98240540  
 +39 02 9848601  
 [info@domo.it](mailto:info@domo.it)  
[www.domo.it](http://www.domo.it)



LED Indicators



LED Lamps



Pushbutton Switches



Switchgears



Control and Annunciator Panels



Safety and Light



Mosaic Mimic Panels