



LED Indicators

MultiLED display

Series ML

Series ML

Technical features

Body material: **Polycarbonate (PC) V0/UL 94**
 Body colour: **Black**
 Protection degree: **22/30 ML IP40**
22/30 MLH IP65
22/48 ML IP54
 Working temperature: **-20°C +60°C**
 Operating life at AT 25°C: **> 100.000 h**

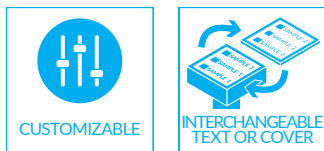
Not replaceable LEDs



Available with integrated Lamp Test circuit (LT), to test all signals at once.



Tropicalization treatment inside.



Customer can choose the LED colors, their arrangement and the text next to the LEDs. Easy label replacement, freely exchangeable at any time.

Customs tariff: **85389091**


Supply voltage +/- 10%

| Power | Consumption | Current |
|----------------------|-------------|---------------------|
| 24 Vac/dc | 15-20mA | AC/DC |
| 48 Vac/dc | 15-20mA | AC/DC |
| 130 = 110-130 Vac/dc | 15-20mA | AC/DC |
| 240 Vac | 9mA | Alternating Current |
| 220 Vdc | 9mA | Direct Current |
| 380-400 Vac | 10mA | Three Phase |

Other power supplies on request



Integrated Rectifier Bridge to work in Alternating Current (AC) or Direct Current (DC), automatically.



Easy to connect thanks to the Faston terminals 2.8mm x 0.8mm, Screw terminals or Flying Leads.

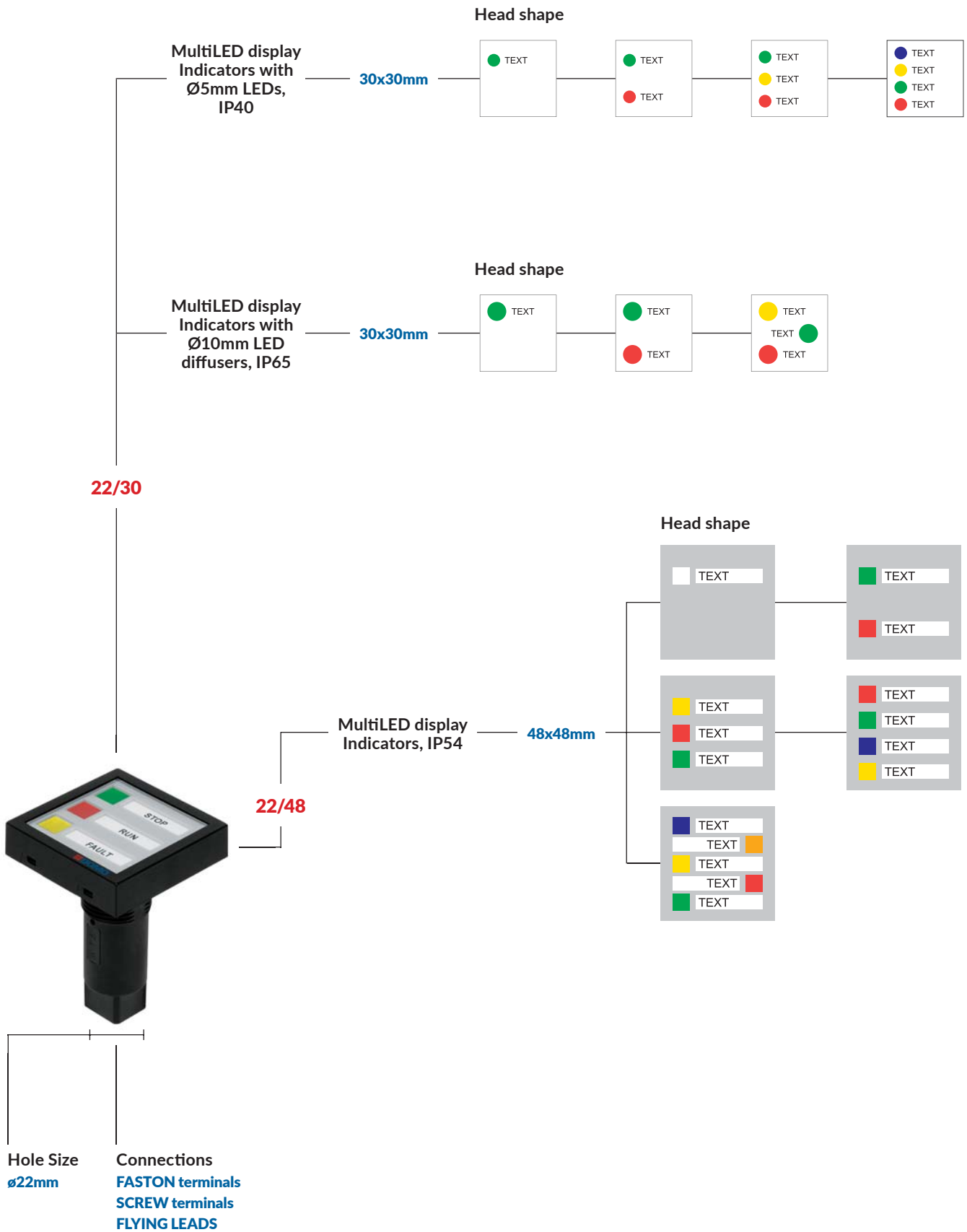
Compliance:

Directive 2006/95/EC Low Voltage
Directive 2004/108/EC Electromagnetic Compatibility
Directive 2011/65/EC RhOS
Directive 2006/42/EC Machinery

Conformity to standards:

EN 60947.5.1 / EN 60073 / EN 60529 / EN 60068-2-6 / EN 60204.1 / EN ISO 7731 / EN 981 / IEC 536

DOMO reserves the right to change, amend, modify, suspend, continue or terminate all or any part of the Product range either in an individual case or in general, at any time without notice.

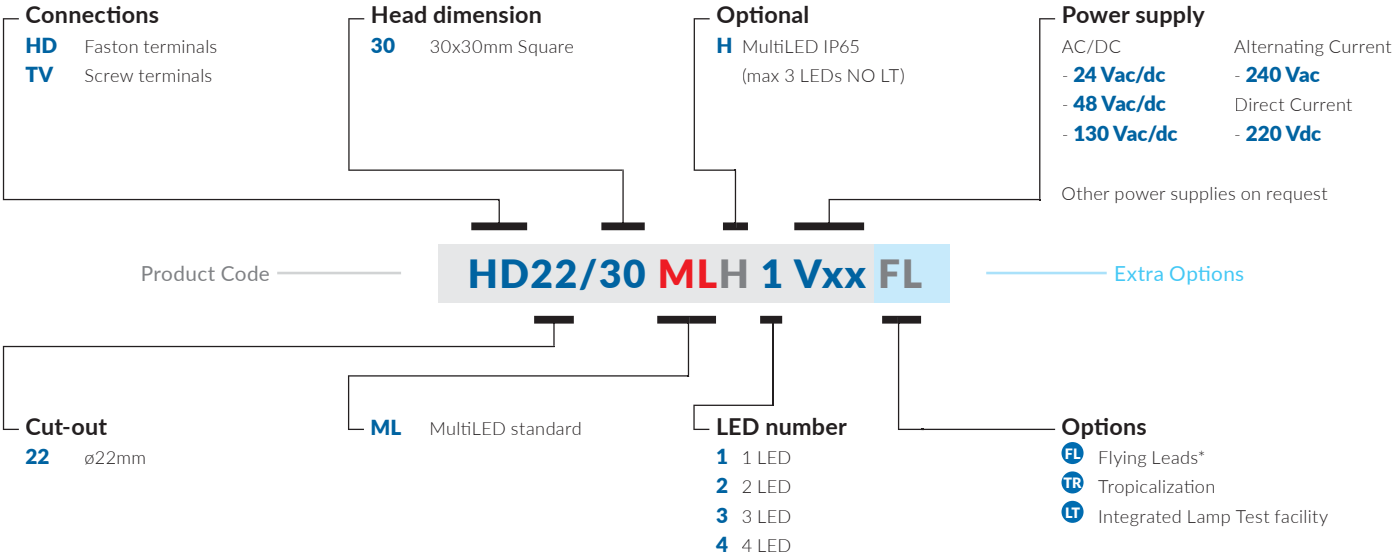


Series ML - ø22mm

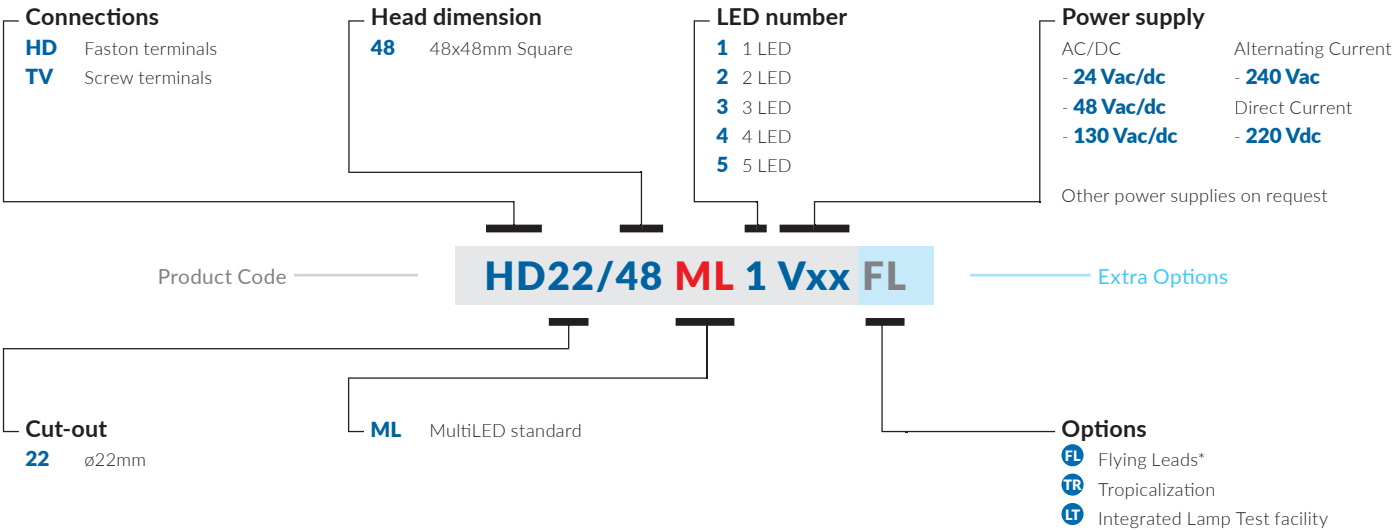
Coding



MultiLED display Indicators 22/30



MultiLED display Indicators 22/48



Please see product range section for the feasibility. Special version on request.

* Please contact our sales office to define details.



Series ML - Ø22mm

Ø5mm LEDs, IP40

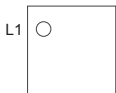
Product range

HD22/30 ML
Head 30x30mm
Cut-out Ø22
LEDs: Ø5mm
Weight 20g

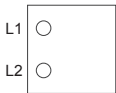


LEDs colors available

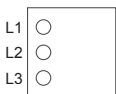
- Red
- Green
- Yellow
- Amber
- Blue
- White



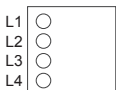
| HD22/30 ML1 | |
|----------------|---------|
| Supply Voltage | V _____ |
| LEDs colors | Text |
| L1 _____ | _____ |



| HD22/30 ML2 | |
|----------------|---------|
| Supply Voltage | V _____ |
| LEDs colors | Text |
| L1 _____ | _____ |
| L2 _____ | _____ |



| HD22/30 ML3 | |
|----------------|---------|
| Supply Voltage | V _____ |
| LEDs colors | Text |
| L1 _____ | _____ |
| L2 _____ | _____ |
| L3 _____ | _____ |



| HD22/30 ML4 | |
|----------------|---------|
| Supply Voltage | V _____ |
| LEDs colors | Text |
| L1 _____ | _____ |
| L2 _____ | _____ |
| L3 _____ | _____ |
| L4 _____ | _____ |

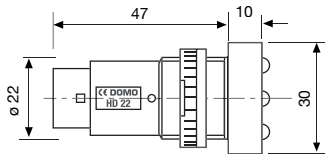


Series ML - $\varnothing 22$ mm

Dimensions and wiring

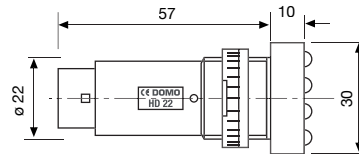
HD22/30 ML

Dimensions mm 1:2



board thickness 10 mm
clamping: threaded nut

Dimensions mm 1:2

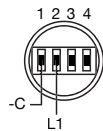


board thickness 1 mm
clamping: threaded nut

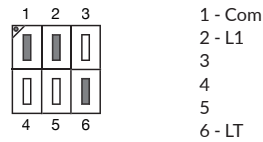
Faston terminals Tabs 2,8 x 0,8mm



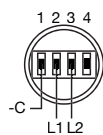
Standard



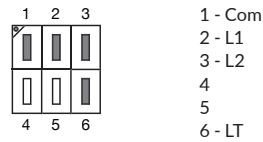
Standard + Lamp Test (LT)



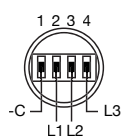
Standard



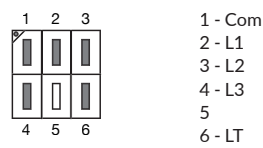
Standard + Lamp Test (LT)



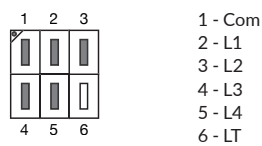
Standard



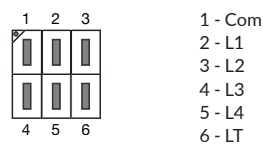
Standard + Lamp Test (LT)



Standard



Standard + Lamp Test (LT)





Product range series ML - ø22mm

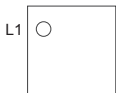
Ø5mm LEDs, IP40

TV22/30 ML
Head 30x30mm
Cut-out Ø22
LEDs: Ø5mm
Weight 23g

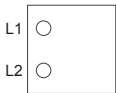


LEDs colors available

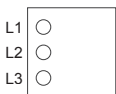
- Red
- Green
- Yellow
- Amber
- Blue
- White



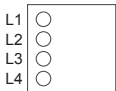
| TV22/30 ML1 | |
|----------------|---------|
| Supply Voltage | V _____ |
| LEDs colors | Text |
| L1 _____ | _____ |



| TV22/30 ML2 | |
|----------------|---------|
| Supply Voltage | V _____ |
| LEDs colors | Text |
| L1 _____ | _____ |
| L2 _____ | _____ |



| TV22/30 ML3 | |
|----------------|---------|
| Supply Voltage | V _____ |
| LEDs colors | Text |
| L1 _____ | _____ |
| L2 _____ | _____ |
| L3 _____ | _____ |



| TV22/30 ML4 | |
|----------------|---------|
| Supply Voltage | V _____ |
| LEDs colors | Text |
| L1 _____ | _____ |
| L2 _____ | _____ |
| L3 _____ | _____ |
| L4 _____ | _____ |

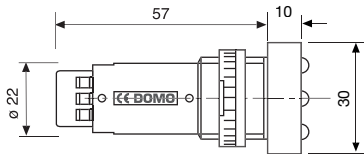


Dimensions and wiring series ML - ø22mm

Dimensions and wiring

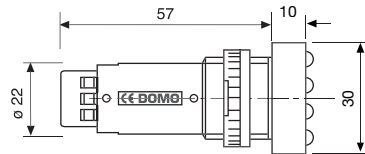
TV22/30 ML

Dimensions mm 1:2



board thickness 10 mm
clamping: threaded nut

Dimensions mm 1:2

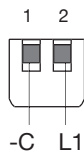


board thickness 1 mm
clamping: threaded nut

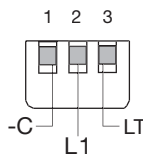
Screw terminal 14 AWG - 2,5mmq



Standard

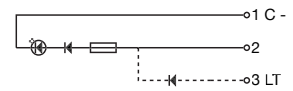


Standard + Lamp Test (LT)



Flying Leads

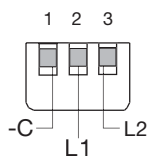
Standard / Standard + Lamp Test (LT)



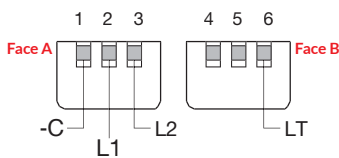
Screw terminal 16 AWG - 0,75-0,1mmq



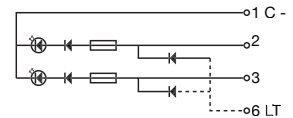
Standard



Standard + Lamp Test (LT)



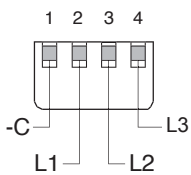
Standard / Standard + Lamp Test (LT)



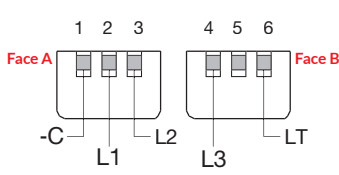
Screw terminal 16 AWG - 0,75-0,1mmq



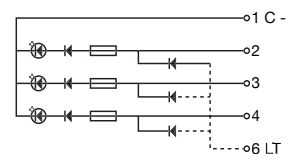
Standard



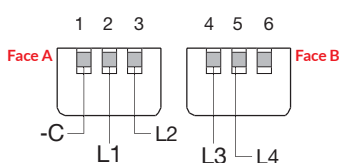
Standard + Lamp Test (LT)



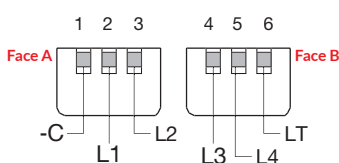
Standard / Standard + Lamp Test (LT)



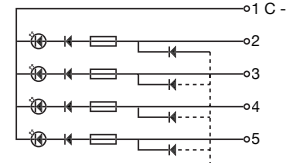
Standard



Standard + Lamp Test (LT)



Standard / Standard + Lamp Test (LT)





Series ML - ø22mm

Product range

Ø10mm LEDs, IP65

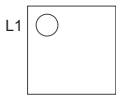
LEDs colors available

- Red
- Green
- Yellow
- Amber
- Blue
- White

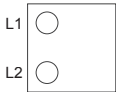
HD22/30 MLH
 Head 30x30mm
 Cut-out Ø22
 LED diffusers: Ø10mm
 Weight 17g



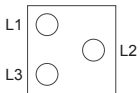
TV22/30 MLH
 Head 30x30mm
 Cut-out Ø22
 LED diffusers: Ø10mm
 Weight 20g



| Standard | HD22/30 MLH1 | | TV22/30 MLH1 | |
|----------------|---|------------|--|------------|
| Supply Voltage | V _____ | | V _____ | |
| LEDs colors | _____ | Text _____ | LEDs colors | Text _____ |
| L1 | _____ | _____ | L1 | _____ |
| | ● TR ● LT | | ● FL ● TR ● LT | |



| Standard | HD22/30 MLH2 | | TV22/30 MLH2 | |
|----------------|---|------------|--|------------|
| Supply Voltage | V _____ | | V _____ | |
| LEDs colors | _____ | Text _____ | LEDs colors | Text _____ |
| L1 | _____ | _____ | L1 | _____ |
| L2 | _____ | _____ | L2 | _____ |
| | ● TR ● LT | | ● FL ● TR ● LT | |



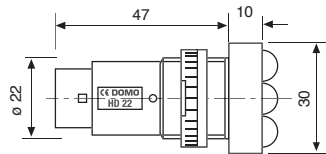
| Standard | HD22/30 MLH3 | | TV22/30 MLH3 | |
|----------------|---|------------|--|------------|
| Supply Voltage | V _____ | | V _____ | |
| LEDs colors | _____ | Text _____ | LEDs colors | Text _____ |
| L1 | _____ | _____ | L1 | _____ |
| L2 | _____ | _____ | L2 | _____ |
| L3 | _____ | _____ | L3 | _____ |
| | ● TR ● LT | | ● FL ● TR ● LT | |

Series ML - $\varnothing 22$ mm

Dimensions and wiring

HD22/30 MLH

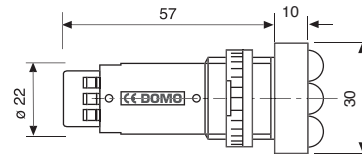
Dimensions mm 1:2



board thickness 10 mm
clamping: threaded nut

TV22/30 MLH

Dimensions mm 1:2

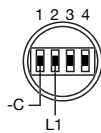


board thickness 10 mm
clamping: threaded nut

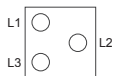

Faston terminals Tabs 2,8 x 0,8mm



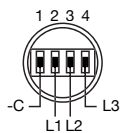
Standard



Standard

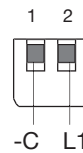


Standard

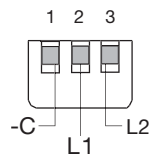


Screw terminal 14 AWG - 2,5mmq

Standard

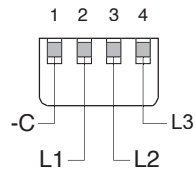


Standard




Screw terminal 16 AWG - 0,75-0,1mmq

Standard



Flying Leads

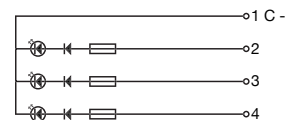
Standard



Standard



Standard





Series ML - ø22mm

Product range

IP54



LEDs colors available

- Red
- Green
- Yellow
- Amber
- Blue
- White

L1

| | HD22/48 ML1 | TV22/48 ML1 |
|----------------|------------------------|-------------|
| Supply Voltage | Supply Voltage V _____ | V _____ |
| LEDs colors | Text _____ | Text _____ |
| L1 | _____ | _____ |
| | TR LT | FL TR LT |

L1
L2

| | HD22/48 ML2 | TV22/48 ML2 |
|----------------|-------------|-------------|
| Supply Voltage | V _____ | V _____ |
| LEDs colors | Text _____ | Text _____ |
| L1 | _____ | _____ |
| L2 | _____ | _____ |
| | TR LT | FL TR LT |

L1
L2
L3

| | HD22/48 ML3 | TV22/48 ML3 |
|----------------|-------------|-------------|
| Supply Voltage | V _____ | V _____ |
| LEDs colors | Text _____ | Text _____ |
| L1 | _____ | _____ |
| L2 | _____ | _____ |
| L3 | _____ | _____ |
| | TR LT | FL TR LT |

L1
L2
L3
L4

| | HD22/48 ML4 | TV22/48 ML4 |
|----------------|-------------|-------------|
| Supply Voltage | V _____ | V _____ |
| LEDs colors | Text _____ | Text _____ |
| L1 | _____ | _____ |
| L2 | _____ | _____ |
| L3 | _____ | _____ |
| L4 | _____ | _____ |
| | TR LT | FL TR LT |

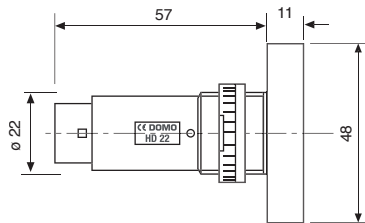
L1
L3
L5 L2
L4

| | HD22/48 ML5 | TV22/48 ML5 |
|----------------|-------------|-------------|
| Supply Voltage | V _____ | V _____ |
| LEDs colors | Text _____ | Text _____ |
| L1 | _____ | _____ |
| L2 | _____ | _____ |
| L3 | _____ | _____ |
| L4 | _____ | _____ |
| L5 | _____ | _____ |
| | TR | FL TR |

Series ML - $\varnothing 22$ mm

HD22/48 ML

Dimensions mm 1:2

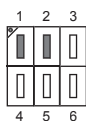


board thickness 10 mm
clamping: threaded nut

Faston terminals Tabs 2,8 x 0,8mm

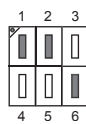


Standard



1 - Com
2 - L1
3
4
5
6

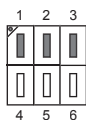
Standard + Lamp Test (LT)



1 - Com
2 - L1
3
4
5
6 - LT

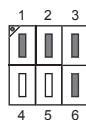


Standard



1 - Com
2 - L1
3 - L2
4
5
6

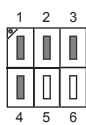
Standard + Lamp Test (LT)



1 - Com
2 - L1
3 - L2
4
5
6 - LT

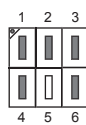


Standard



1 - Com
2 - L1
3 - L2
4 - L3
5
6

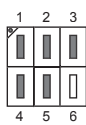
Standard + Lamp Test (LT)



1 - Com
2 - L1
3 - L2
4 - L3
5
6 - LT

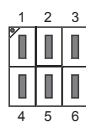


Standard



1 - Com
2 - L1
3 - L2
4 - L3
5 - L4
6

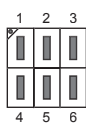
Standard + Lamp Test (LT)



1 - Com
2 - L1
3 - L2
4 - L3
5 - L4
6 - LT



Standard

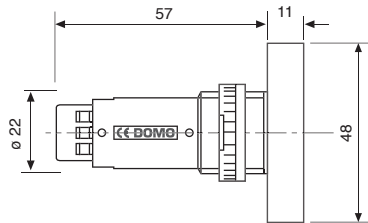


1 - Com
2 - L1
3 - L2
4 - L3
5 - L4
6 - L5



TV22/48 ML

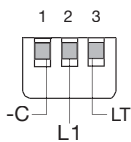
Dimensions mm 1:2



board thickness 10 mm
clamping: threaded nut

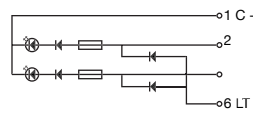
Screw terminal 14 AWG - 2,5mmq

Standard



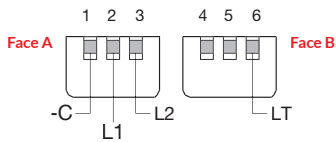
Flying Leads

Standard

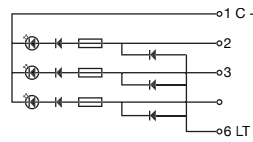


Screw terminal 16 AWG - 0,75-0,1mmq

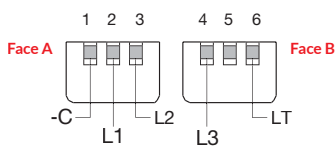
Standard



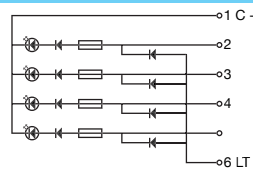
Standard



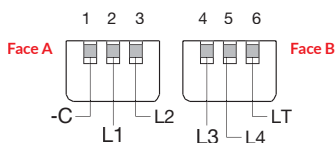
Standard



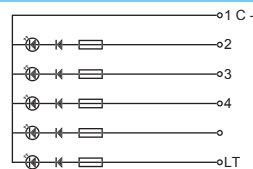
Standard



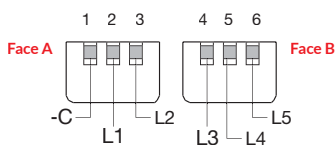
Standard



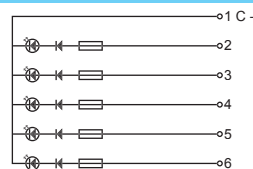
Standard



Standard



Standard



Series ML - $\varnothing 22$ mm

Product range

Three Phases Controller

TV22/30 ML3 400

Head 30x30mm
Cut-out $\varnothing 22$
LEDs: $\varnothing 5$ mm
Weight 23g



IP40

TV22/30 MLH3 400

Head 30x30mm
Cut-out $\varnothing 22$
LED diffusers: $\varnothing 10$ mm
Weight 20g



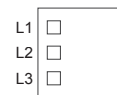
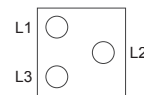
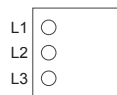
IP65

TV 22/48 ML3 400

Head 48x48mm
Cut-out $\varnothing 22$
LED diffusers: 8x8mm
Weight 37g



IP54



Standard

Supply Voltage

TV22/30 ML3 400
400TV22/30 MLH3 400
400TV22/48 ML3 400
400

LEDs colors

L1 ● Red

L2 ● Red

L3 ● Red

FL TR

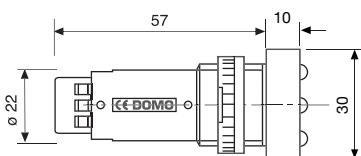
FL TR

FL TR

Dimensions and wiring series ML - $\varnothing 22$ mm

TV22/30 ML

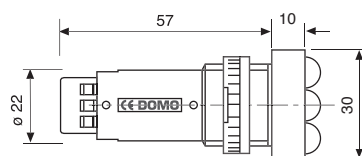
Dimensions mm 1:2



board thickness 10 mm
clamping: threaded nut

TV22/30 MLH

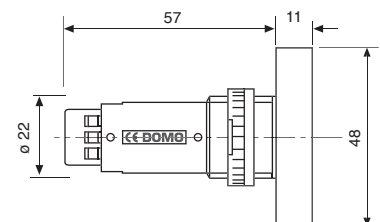
Dimensions mm 1:2



board thickness 10 mm
clamping: threaded nut

TV22/48 ML

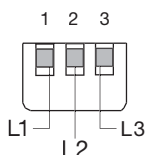
Dimensions mm 1:2



board thickness 10 mm
clamping: threaded nut

Screw terminal 14 AWG - 2,5mmq

Standard



Accessories and spare parts Ø16mm

Round label holder
Weight 1g




SIM16/24 PTR

Square label holder
Weight 1g



SIM16/24 PTS

Fastener for type B elements
Weight 2g



ASB18
ASB24

**Reducer ring from ø22mm
to ø16mm**
Weight 2g



ARF 22/16

Labels
Weight 4g



SIM16/24 TOW

Protective slides
Weight 4g



SIM16/24 VPK

Tightening wrench
Weight 9g



ACK 22/16

**Contact ring filler for Pushbutton
Switches' central contact**
Weight 1g



CD16 A3 EC

Accessories and spare parts Ø22mm

Round label holder
Weight 2g



SIM22/30 PTR

Square label holder
Weight 2g



SIM22/30 PTS

Fastener for type B elements
Weight 3g



ASB 30

Reducer ring from ø30mm to ø22mm
Weight 2g



ARF 30/22

Labels
Weight 4g



SIM22/30 TOW

Protective slides
Weight 4g



SIM22/30 VPK

Tightening wrench
Weight 9g



ACK 22/16

Lamp extractor
Weight 2g

Compatible with:
BA9s, BA7s, T5.5, T5.5k, MG



AEL BA9s/T5.5

Comparative table



| Series | SFT | SLT | CR | PI | ML | VEB | PHR | |
|---|----------|----------|-----------|----------|----------|-------------|--------|--|
| | Sferical | Sferical | Semaphore | Position | Multiled | Extrabright | Beacon | |
| Page | 12 | 12 | 26 | 26 | 50 | 64 | 74 | |
| Function | | | | | | | | |
| Indicator | • | • | • | • | • | • | • | |
| Buzzer | | | | | | | | |
| Pushbutton | | | | | | | | |
| double pushbutton | | | | | | | | |
| illuminated pushbutton | | | | | | | | |
| Emergency mushroom | | | | | | | | |
| Keylock switch | | | | | | | | |
| selector switch | | | | | | | | |
| Emergency for safety | | | | | | | | |
| Design | | | | | | | | |
| Protruding | • | • | • | • | • | • | • | |
| Flushmounting | | | • | • | | | | |
| Round | • | • | • | • | • | • | • | |
| Square | | | • | • | • | | | |
| Rectangular | | | | | | | | |
| Front protection (internal test) | | | | | | | | |
| IP40 | | | | | • | | | |
| IP54 | • | • | • | • | • | | • | |
| IP65 | | | | | • | • | | |
| IP67 | | | | | | | | |
| Contact rating | | | | | | | | |
| 10A | | | | | | | | |
| 5A | | | | | | | | |
| Mounting Cut-out | | | | | | | | |
| Ø8 | | | | | | | | |
| Ø12 | | | | | | | | |
| Ø16 | • | | • | • | | • | • | |
| Ø22 | • | • | • | • | • | • | • | |
| Terminal | | | | | | | | |
| Faston 2,8x0,8 | • | • | • | • | • | • | • | |
| Faston 2,8x0,5 | | | | | | | | |
| Screw | • | • | • | • | • | • | • | |
| Push-in (future) | F | F | F | F | F | F | F | |
| BA9s, Ba7s, E10, MG, BA15d, BA15s, E14 | | | | | | | | |
| Marking | | | | | | | | |
| Paint, Engraving, Film insert | | | | • | • | | | |
| Option | | | | | | | | |
| Lamp Test (LT) | • | • | • | • | • | | | |
| Inbuilt Diode to avoid reverse feeding (PD) | • | • | • | • | • | | | |
| Tropicalization (TR) | • | • | • | • | • | • | • | |
| Double input + double lamp test (2C+2LT) | | | • | | | | | |
| Low voltage glow protection (LVGP) | F | F | F | F | F | F | F | |
| RGB color | | • | | | | | | |
| Compatible for DOMO Mosaic Mimic | | | | | | | | |
| Protruding | • | • | • | • | • | • | • | |
| Flushmounting | | | • | • | • | | | |

F = Future

